

Spray Basting Your Quilt Sandwich

- Tools needed



- Prepare backing – taut, but not stretched



- Smooth batting over backing – try to line up two edges



- Fold back half the batting and spray both the batting and the backing





- Smooth batting again and do other side



- Lay the top on the batting matching two edges




- Fold back half of the top and spray both the top and the batting



- Smooth the top



- Do the other side



- Smooth all, reposition if necessary

